

Unicoi County Highlights

TN Together Student Survey
2022-2023

The Unicoi County substance use prevention coalition partnered with local school districts during the 2022-2023 school year to administer a student survey focused on substance use and related behavioral health measures. The survey was administered to a total of 128 public school students in 6th grade. Selected county-level results (weighted by gender and grade) are presented below.

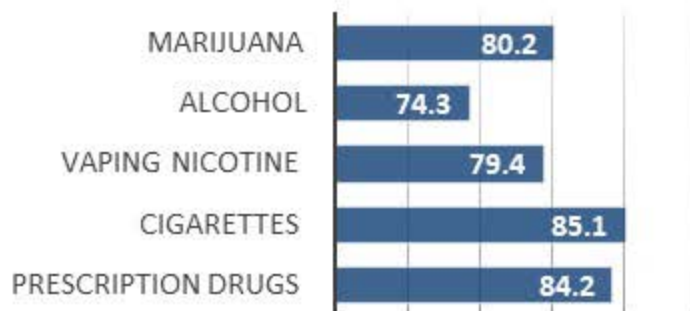
PAST-MONTH ALCOHOL, TOBACCO, VAPING, AND OTHER DRUG USE

Past-month substance use is defined as use in the 30 days prior to the survey administration.

	6.5% of students misused over-the-counter drugs in the past month.	9.0 was the average age of initiation for over-the-counter drug misuse.
	3.2% of students reported smoking part or all of a cigarette in the past month.	10.2 was the average age of initiation for cigarette use.
	8.0% of students reported vaping (nicotine, marijuana, and/or flavoring) in the past month.	10.8 was the average age of initiation for use of a vaping device with nicotine.
	4.9% of students reported drinking alcohol in the past month.	9.9 was the average age of initiation for alcohol use.
	2.5% of students reported using marijuana in the past month.	10.4 was the average age of initiation for marijuana use.

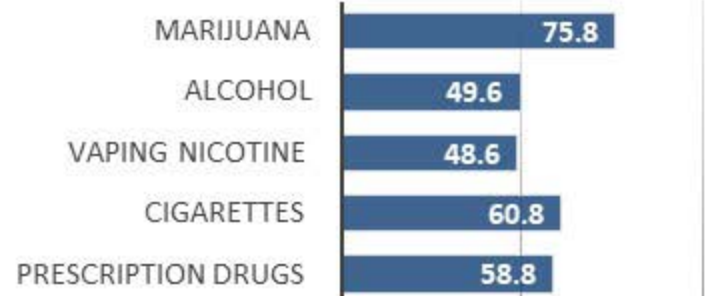
PERCEIVED RISK

Perceived risk is defined as the percent of students who reported "moderate" or "great risk" associated with each substance.



PERCEIVED ACCESS

Perceived access is defined as the percent of students who indicated each substance was "Difficult" or "Very Difficult" to access.



COMMUNICATION ABOUT SUBSTANCE USE

In the past 12 months, **34.3%** of students reported that they talked with at least one parent or guardian about the dangers of using prescription drugs not prescribed to them.

34.3%



In the past 12 months, **45.1%** of students reported that they talked with at least one parent or guardian about the dangers of alcohol, tobacco, or drug use.

45.1%



In the past 12 months, **46.0%** of students reported that they talked with at least one parent or guardian about the dangers of vaping.

46.0%



49.8% of students heard, read, or saw *prevention messaging* about the dangers of misusing prescription drugs.



30.6% of students saw something online or on social media *encouraging underage drinking, vaping, marijuana, or other drug use*.

PERSONAL, PEER, and PARENTAL DISAPPROVAL of SUBSTANCE USE






Disapproval is defined as the percent of students who responded "Wrong" or "Very Wrong" when asked about each group's approval.

How wrong would it be for you or someone your age to...

Peer Disapproval

Personal Disapproval

Parental Disapproval

 ...use prescription drugs not prescribed to you?	91.6%	96.0%	99.1%
 ...smoke tobacco?	90.9%	96.9%	97.5%
 ...use a vaping device with nicotine?	86.8%	92.1%	96.0%
 ...drink alcohol	88.2%	96.8%	96.0%
 ...smoke marijuana?	90.9%	95.3%	99.2%

OTHER BEHAVIORAL HEALTH MEASURES

Psychological distress is defined as the percent of students who reported feeling each of the feelings below "Most of the time" or "All of the time" in the past 30 days.

